



lumini Solucoes em Iluminacao LTDA  
www.lumini.com.br  
Email:laboratorio@lumini.com.br  
Tel:+55 11 3437-5555 Fax:+55 11 3437-5555  
Address:Rua Ferreira Viana, 716 - Socorro - São Paulo/SP

---

## lumini

---

LumCAT:

Luminaire: mini frame a ring w serie 2

LampCAT: modulo led line 2W 30K irc 90

Ballast type: led driver 700mA

Report No:

Voltage(V): 127.9500

Test No:

Current(A): 0.0540

Number of Lamps: 1

Power (W): 3.0340

Lamp flux(lm): 308.0

PF: 0.4410

Length(mm): 70

Width(mm): 70

Phm Type: C

Height(mm): 0

---

## Photometric Results

---

Lumens(lm): 20.90, Efficiency(%): 6.78% , Luminous Efficacy(lm/W): 6.89

Central intensity(cd): 0.095, Maximum intensity(cd): 6.189

Angle of maximum intensity: C=90.0  $\gamma$ =81.0

Beam angle of C90 plane : 180.14

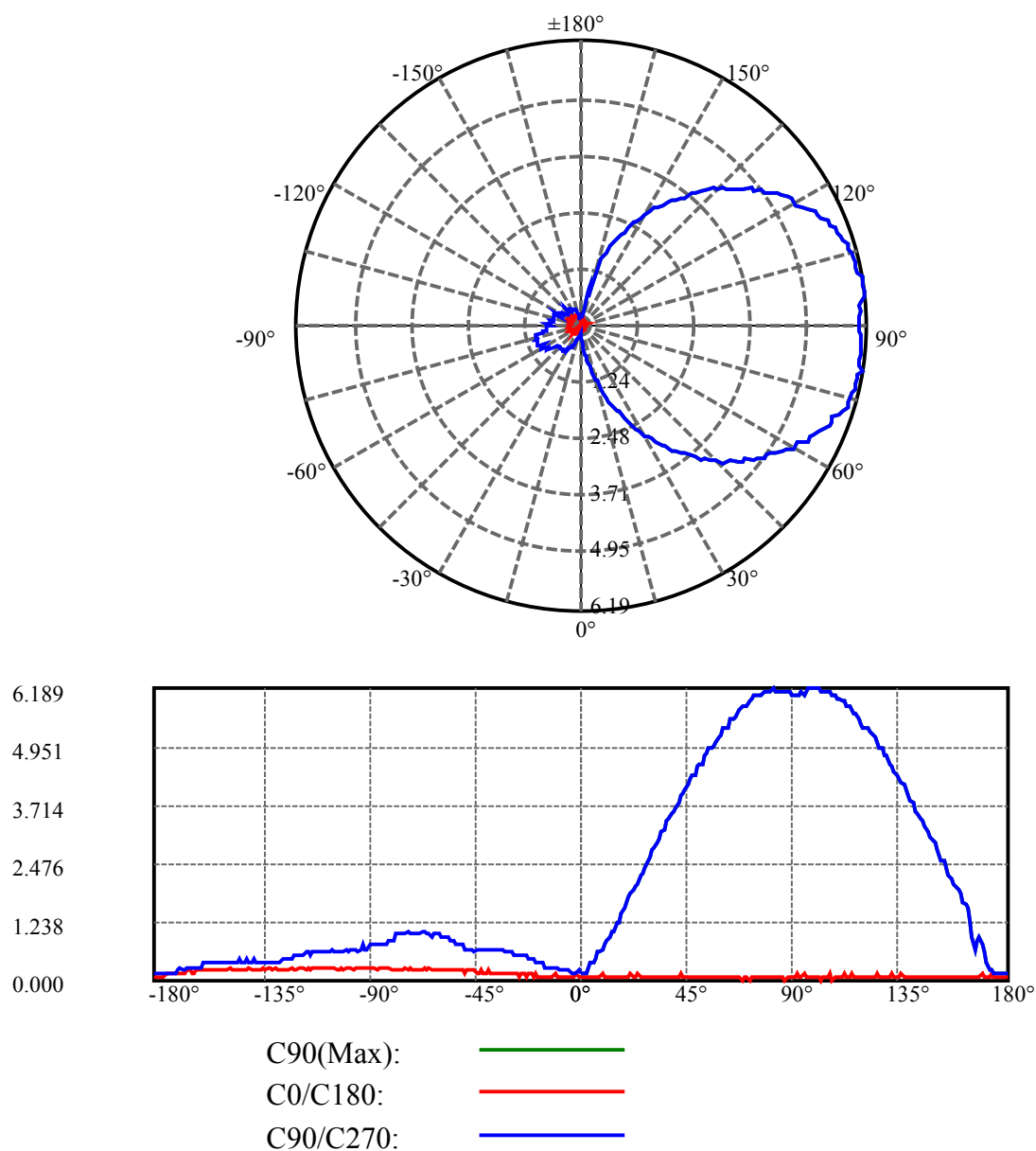
Aveage BeamAngle(IEC 61341):180.10

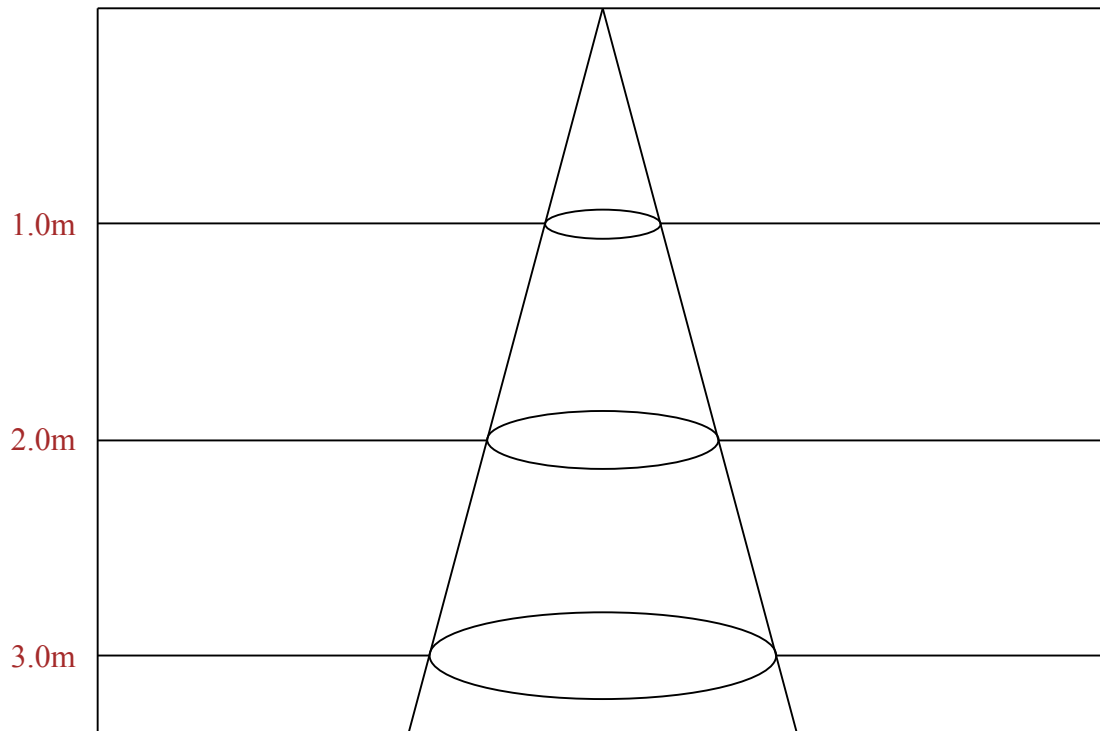
---

Equipment: equipamento lumini  
Temperature(°C): 25.0

Date: 10/06/2025  
Humidity(%): 58.0%

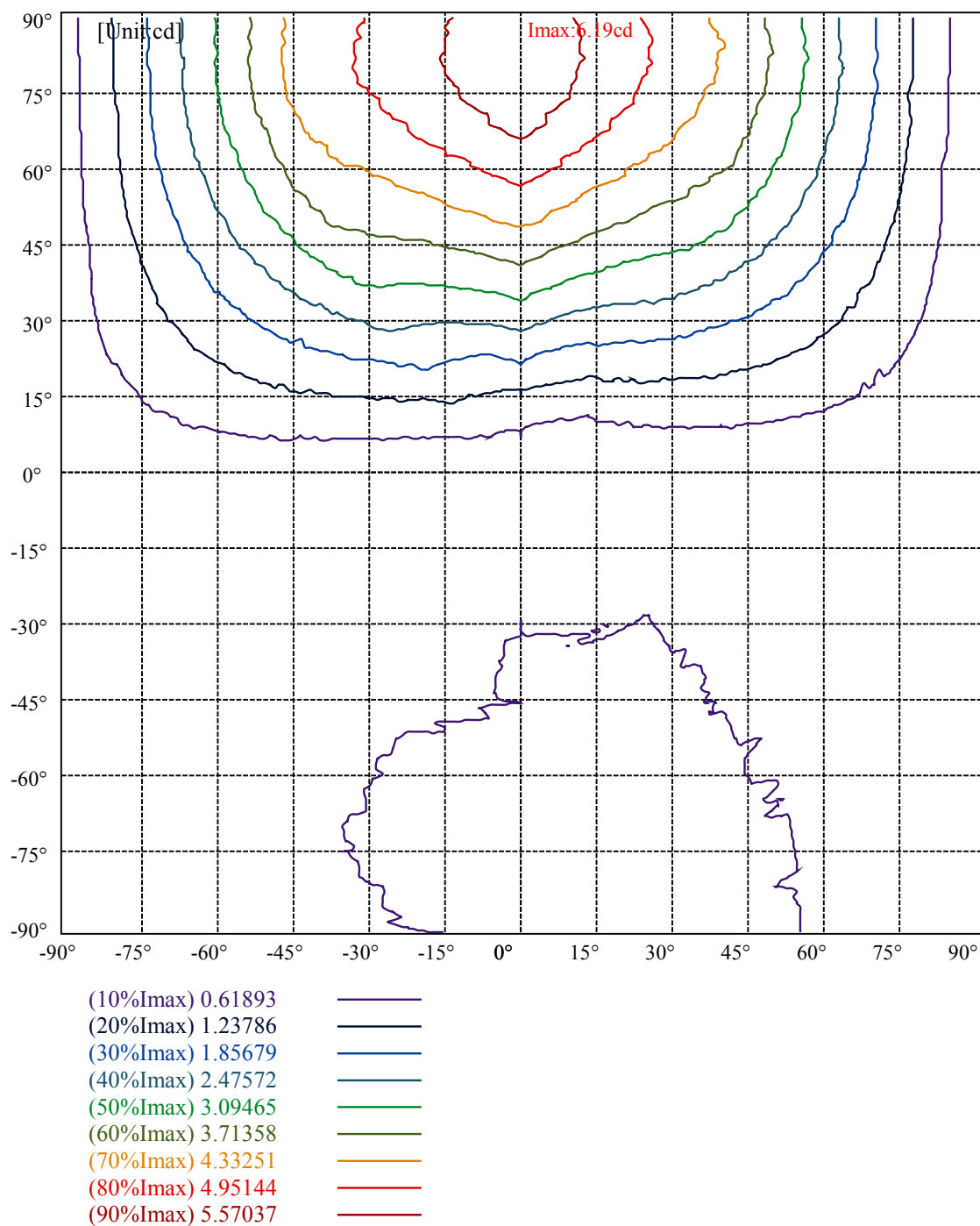
Operator: 01  
Distance(m): 6.90





Max , Ave

Beam angle of C90 plane 180.14



## lumini

### Luminance Limiting Curve(no luminous side)

Appendix Page: 5 Total:6

Luminance Table

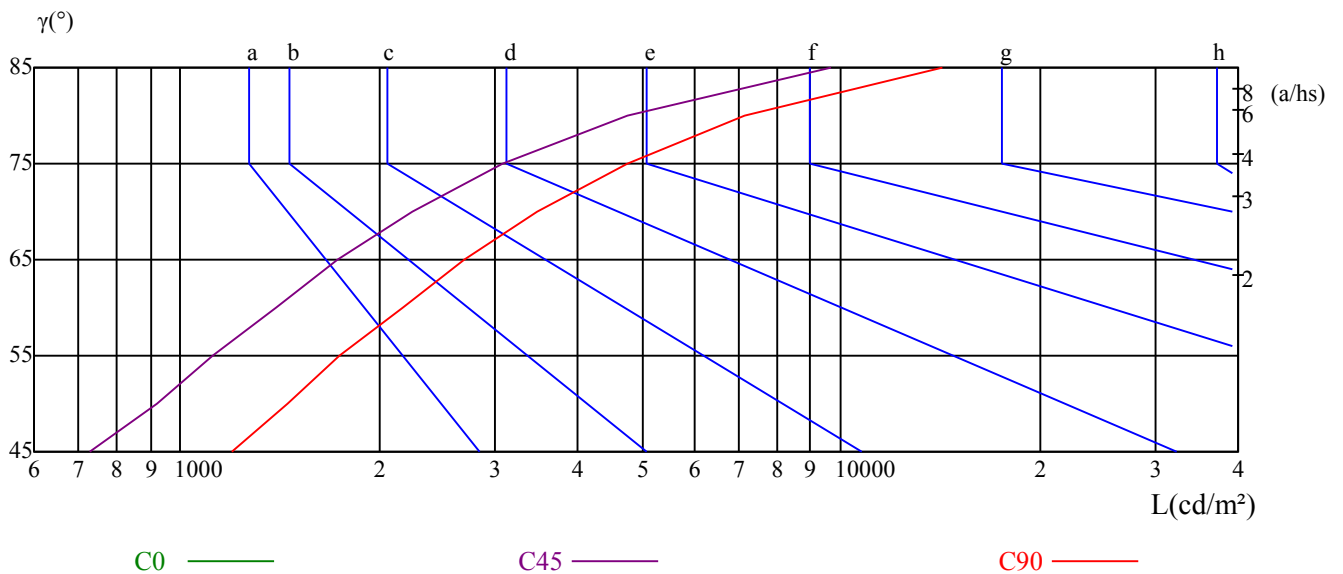
$\gamma$	45	50	55	60	65	70	75	80	85
C0	27	30	34	39	46	57	75	112	223
C45	728	922	1118	1399	1724	2244	3078	4756	9699
C90	1195	1451	1745	2176	2690	3466	4768	7162	14270

L(Hor)(65)	L(Ver)(65)	L45(65)	L(Hor)(75)	L(Ver)(75)	L45(75)	L(Hor)(85)	L(Ver)(85)	L45(85)
80	1586	1069	131	2778	1858	446	8027	5825

Glare Table

Glare	Quality	Service Values Illuminance(lx)							
1.15	A	2000	1000	500	$\leq 300$				
1.5	B		2000	1000	500	$\leq 300$			
1.85	C			2000	1000	500	$\leq 300$		
2.2	D				2000	1000	500	$\leq 300$	
2.55	E					2000	1000	500	$\leq 300$
		a	b	c	d	e	f	g	h

Luminance Limiting Curve



Equipment: equipamento lumini  
Temperature( $^{\circ}$ C): 25.0

Date: 10/06/2025  
Humidity(%): 58.0%

Operator: 01  
Distance(m): 6.90

Illumination assessment according UGR											
Rf of Ceiling	70	70	50	50	30	70	70	50	50	30	
Rf of Wall	50	30	50	30	30	50	30	50	30	30	
Rf of Floor	20	20	20	20	20	20	20	20	20	20	
Room dimensions		Viewed crosswise					Viewed endwise				
X	Y										
2H	2H	6.06	7.10	6.97	8.06	9.31	13.40	14.44	14.31	15.40	16.66
	3H	8.10	9.07	9.02	10.04	11.30	17.67	18.64	18.59	19.61	20.87
	4H	9.07	9.99	10.00	10.97	12.24	19.92	20.85	20.86	21.83	23.10
	6H	9.94	10.81	10.88	11.79	13.08	22.38	23.25	23.31	24.23	25.52
	8H	10.27	11.13	11.22	12.11	13.40	23.69	24.54	24.63	25.52	26.82
	12H	10.56	11.39	11.51	12.37	13.67	25.12	25.95	26.07	26.93	28.23
4H	2H	10.23	11.16	11.16	12.13	13.41	14.15	15.08	15.08	16.05	17.33
	3H	12.63	13.46	13.58	14.45	15.75	18.58	19.41	19.53	20.40	21.70
	4H	13.91	14.67	14.87	15.66	16.98	21.08	21.84	22.04	22.84	24.15
	6H	14.97	15.67	15.94	16.68	17.98	23.70	24.40	24.68	25.41	26.72
	8H	15.43	16.09	16.41	17.10	18.42	25.17	25.82	26.15	26.84	28.15
	12H	15.83	16.44	16.81	17.44	18.79	26.78	27.39	27.76	28.40	29.74
8H	4H	16.82	17.48	17.80	18.49	19.81	21.54	22.20	22.52	23.21	24.53
	6H	18.47	19.03	19.46	20.05	21.39	24.44	25.01	25.43	26.03	27.37
	8H	19.29	19.79	20.29	20.82	22.17	26.15	26.66	27.15	27.69	29.03
	12H	19.93	20.38	20.93	21.43	22.76	27.99	28.44	28.99	29.49	30.82
12H	4H	17.74	18.36	18.72	19.36	20.70	21.62	22.24	22.60	23.24	24.58
	6H	19.78	20.29	20.78	21.32	22.66	24.67	25.18	25.67	26.21	27.55
	8H	20.80	21.25	21.80	22.30	23.63	26.42	26.87	27.42	27.92	29.25
Variation with the observer position at spacings:											
S = 1.0H		0.2/-1.7					0.2/-0.7				
S = 1.5H		0.2/-1.5					0.2/-0.7				
S = 2.0H		0.1/-1.4					0.2/-0.6				
Standard tables:		BKBF					BK12				
Uncorrected UGR		9.0					3.6				

依据CIE Publ. 117 计算 UGR, S/H = 0.25